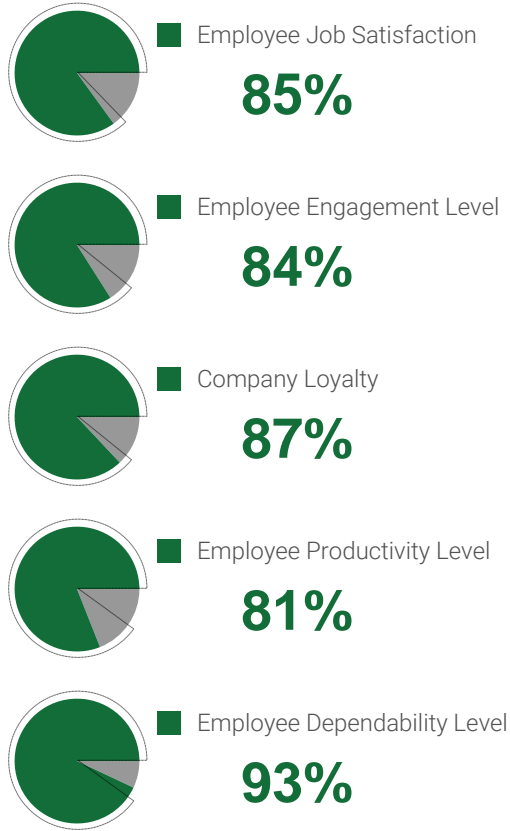




Administrative Report Q1

Your Company

Your Employees' Performance:



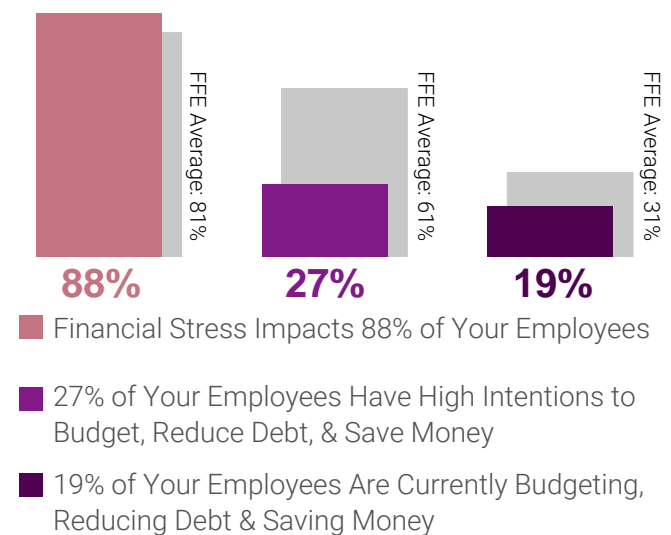
Employees' Avg Score FFE™ Avg Score

FFE™ Appreciation

94%

Your employees appreciate that Financially Fit™ services are made available for them

Your Employees' Financial Wellness:

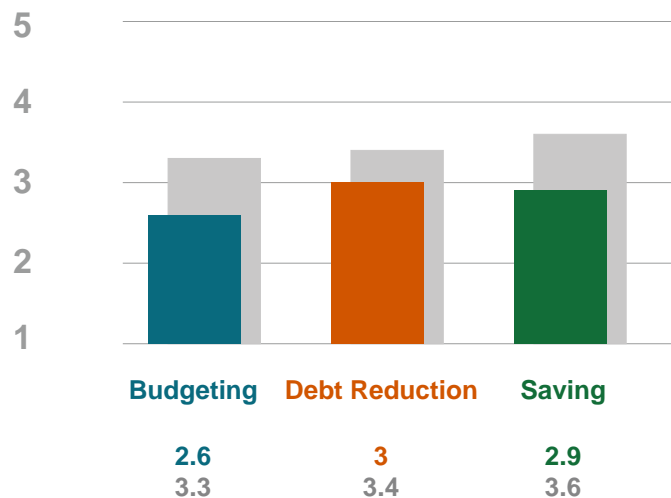


Ranges of Financial Wellness Intentions:

Intentions to budget, reduce debt, and save money are scored:



Your Employees' Financial Wellness Intentions:





Administrative Report Q1

Your Company

Stages of Financial Wellness:

Maintenance - continuing a financial wellness change for more than six months.
Score is 16

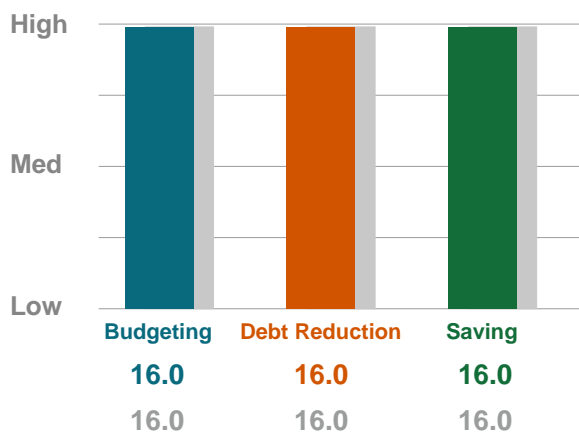
Action - beginning a financial wellness change within the last six months.
Score range 13 - 15.9

Contemplation - wanting to make a financial wellness change within the next six months.
Score range 10 - 12.9

Pre-contemplation - not yet wanting to make a financial wellness change within the next six months.
Score range 0 - 9.9

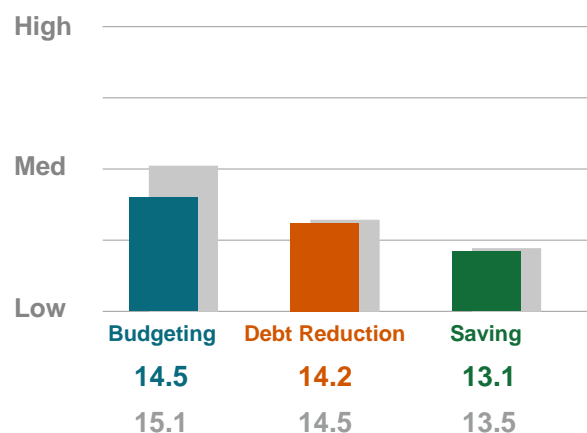
Maintenance:

Your Employees' Percentage: 7%
FFE™ Community Percentage: 9%



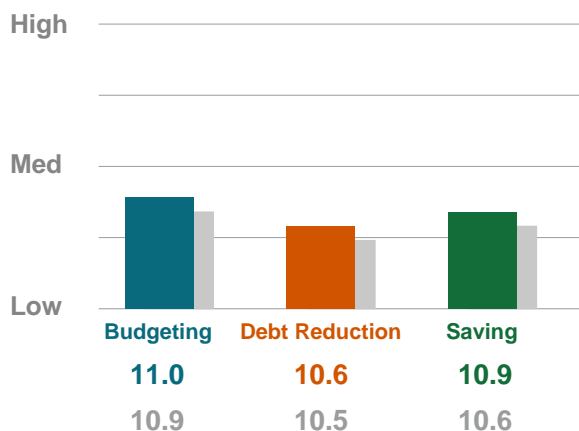
Action:

Your Employees' Percentage: 21%
FFE™ Community Percentage: 19%



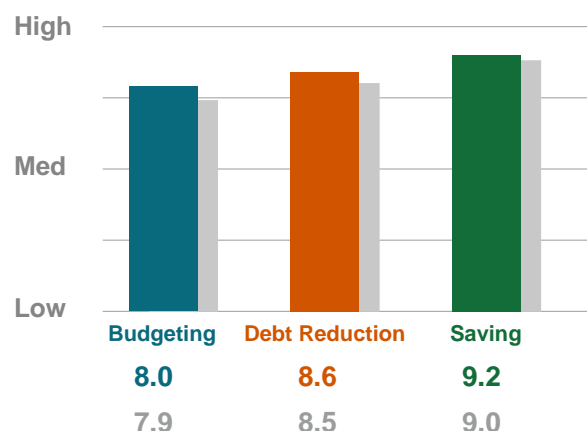
Contemplation:

Your Employees' Percentage: 41%
FFE™ Community Percentage: 39%



Pre-Contemplation:

Your Employees' Percentage: 31%
FFE™ Community Percentage: 33%



■ ■ ■ Your Employees' Avg Score ■ FFE™ Community Avg Score

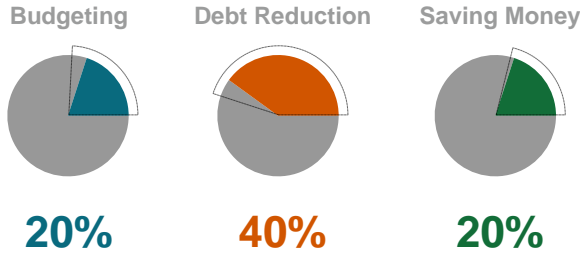


Your Company


Administrative Report Q1

High Intentions:

Your Employees' Percentage: 27%

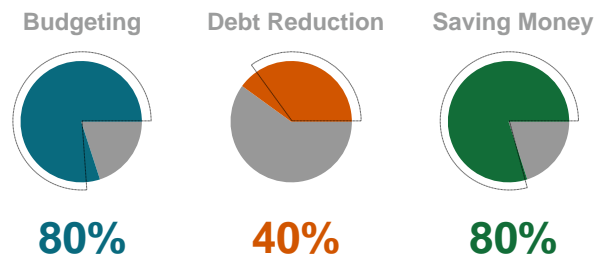


Employees' Avg Score: 4.0		4.0		4.0
FFE™ Avg Score: 4.7		4.3		4.3




Ambivalence:

Your Employees' Percentage: 66%



Employees' Avg Score: 3.1		3.1		3.5
FFE™ Avg Score: 3.5		3.7		3.1



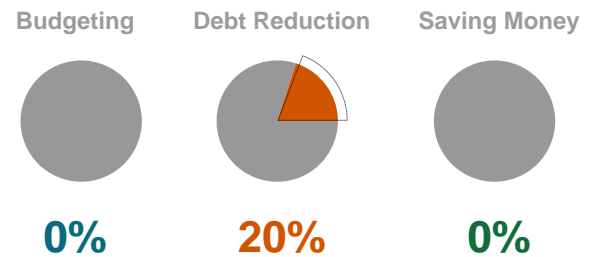
Ranges of Financial Wellness Intentions:

Intentions to budget, reduce debt, and save money are scored:



Low Intentions:

Your Employees' Percentage: 7%



Employees' Avg Score: 0.0		2.6		0.0
FFE™ Avg Score: 0.0		1.9		0.0

